



District Report Card: 2017


State: Telangana	District: NALGONDA
Class: 8	Subject: Mathematics
Schools: 51	Students: 1281


Participation/Coverage


Students

GENDER 	Boys		Girls	
	Number	%	Number	%
	458	35.75	823	64.25

AREA 	Rural		Urban	
	Number	%	Number	%
	957	74.71	324	25.29

CATEGORY 	SC		ST		OBC		GEN	
	Number	%	Number	%	Number	%	Number	%
	298	23.26	272	21.23	659	51.44	52	4.06

CWSN 	LD	VI	HI	S&LD	ID	Oth
	2	2	0	0	1	109

MANAGEMENT 	Government		Government-aided	
	Number	%	Number	%
	1220	95.24	61	4.76

Average Performance of Students in EVS (%)

Overall	Gender		Area		Management		Social Group			
	Male	Female	Rural	Urban	Govt.	Aided	SC	ST	OBC	GEN
35.09	34.89	35.20	34.95	35.49	34.31	50.60	34.00	38.70	33.85	38.08

Performance on Learning Outcomes (LOs)

Learning Outcomes	Description	Average Performance(%)
M601	Solves problems involving large numbers by applying appropriate operations	28.17
M606	Solves problems on daily life situations involving addition and subtraction of fractions / decimals	28.17
M620	Finds out the perimeter and area of rectangular objects in the surroundings like floor of the class room, surfaces of a chalk box etc.	33.18
M621	Arranges given/collected information in the form of table, pictograph and bar graph and interprets them	34.21
M702	Interprets the division and multiplication of fractions	33.41
M705	Solves problems related to daily life situations involving rational numbers	36.38
M706	Uses exponential form of numbers to simplify problems involving multiplication and division of large numbers.	27.09
M707	Adds/subtracts algebraic expressions	33.80
M710	Solves problems related to conversion of percentage to fraction and decimal and vice versa	18.90
M717	Finds out approximate area of closed shapes by using unit square grid/ graph sheet	33.59
M719	Finds various representative values for simple data from her/his daily life contexts like mean, median and mode	47.81
M721	Interprets data using bar graph such as consumption of electricity is more in winters than summer	43.62
M801	Generalises properties of addition, subtraction, multiplication and division of rational numbers through patterns	27.56
M802	Finds rational numbers between two given rational numbers	35.43
M803	Proves divisibility rules of 2, 3,4, 5, 6, 9 and 11	41.80
M804	Finds squares, cubes, square roots and cube roots of numbers using different methods.	27.72
M808	Use various algebraic identities in solving problems of daily life.	51.18
M812	Verifies properties of parallelogram and establishes the relationship between them through reasoning	29.27
M818	Finds surface area and volume of cuboidal and cylindrical object	33.23
M819	Draws and interprets bar charts and pie charts	42.08

Range of Performance of Students who Answered Correctly

Below 30%		30% - 50%		50% - 75%		Above 75%	
Number	%	Number	%	Number	%	Number	%
581	45.36	457	35.68	216	16.86	27	2.11

Lowest Performing Learning Outcomes (LOs)

1. Solves problems related to conversion of percentage to fraction and decimal and vice versa (18.9)
2. Uses exponential form of numbers to simplify problems involving multiplication and division of large numbers. (27.09)
3. Generalises properties of addition, subtraction, multiplication and division of rational numbers through patterns (27.56)
4. Finds squares, cubes, square roots and cube roots of numbers using different methods. (27.72)
5. Solves problems involving large numbers by applying appropriate operations (28.17)

CSWN: **LD-** Locomotor Disability; **VI-** Visual Impairment; **HI-** Hearing Impairment;
S&LD- Speech and Language Disability; **ID-** Intellectual Disability; **Oth-** Other Disability.